

HabasitLINK® Straight 1" Pitch Belting M2480 Flush Grid 1"

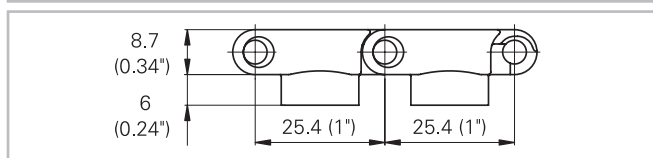
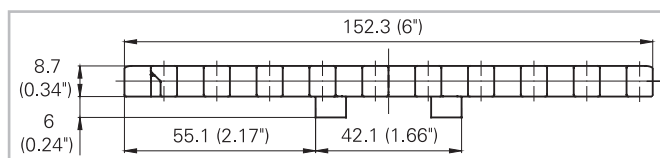
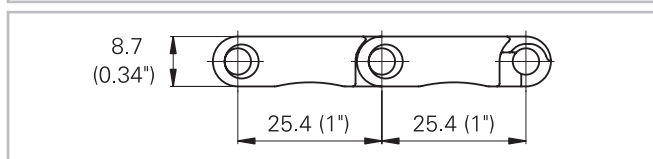



Description

- 25% open area; 51% open contact area; largest opening size: 3.6 x 10.2 mm (0.14 x 0.40")
- Closed hinge
- Rod diameter 4.5 mm (0.18")
- Headless Smart Fit rod retention
- Beveled edges for smooth side transfer
- Optimized for 50 mm (2") idle roller diameter 40 mm (1.6") possible
- Lug teeth sprockets

Available accessories

- Tab modules with 2 tabs (Code: -T2)



Belt data

Belt material		POM				PP	
Rod material		PA	PBT	PP		POM	PA
Nominal tensile strength F'_N straight run	N/m	30000	22000	19000	17000	17000	17000
	lb/ft	2055	1507	1302	1165	1165	1165
Temperature range	°C	-40 - 93	-40 - 93	5 - 93	5 - 105	5 - 93	5 - 105
	°F	-40 - 200	-40 - 200	40 - 200	40 - 220	40 - 200	40 - 220
Belt weight m_B	kg/m²	7.7	7.7	7.7	4.9	4.9	4.9
	lb/sqft	1.57	1.57	1.57	1.0	1.0	1.0

Diameter of idling rollers (minimum)		Diameter of support rollers (minimum)		Diameter for gravity take-up and center drive rollers (minimum)		Backbending radius for elevators without sideguards or hold down devices (minimum)	
mm	inch	mm	inch	mm	inch	mm	inch
40	1.6	50	2	100	4	150	6

Standard range of belt widths b_0

mm (nom.)	76	152	229	305	381	457	533	610	686	762	838	914	991	etc.
inch (nom.)	3	6	9	12	15	18	21	24	27	30	33	36	39	etc.

Real belt widths are in most cases 0.1% to 0.3% smaller.

Standard belt widths in increments of 76.2 mm (3"). Non-standard widths are offered in increments of 15.24 mm (0.6"). Smallest possible width 76.2 mm (3").

For detailed material properties refer to the HabasitLINK® Engineering Guidelines or contact your Habasit representative.

HabasitLINK® Straight 1" Pitch Belting M2480 Flush Grid 1"



The nominal tensile strength is valid for 23 °C (73 °F). The admissible tensile force depends on the operating temperature near the drive sprockets. Within the temperature range allowed, the admissible tensile force may vary from 100% to 20% of the nominal tensile strength. For detailed information and correct calculation of effective tensile force refer to the Calculation Guide in the HabasitLINK® Engineering Guidelines.

Product liability, application considerations

If the proper selection and application of Habasit products are not recommended by an authorized Habasit sales specialist, the selection and application of Habasit products, including the related area of product safety, are the responsibility of the customer. All indications / information are recommendations and believed to be reliable, but no representations, guarantees, or warranties of any kind are made as to their accuracy or suitability for particular applications. The data provided herein are based on laboratory work with small-scale test equipment, running at standard conditions, and do not necessarily match product performance in industrial use. New knowledge and experiences can lead to modifications and changes within a short time without prior notice.

BECAUSE CONDITIONS OF USE ARE OUTSIDE OF HABASIT'S AND ITS AFFILIATED COMPANIES CONTROL, WE CANNOT ASSUME ANY LIABILITY CONCERNING THE SUITABILITY AND PROCESS ABILITY OF THE PRODUCTS MENTIONED HEREIN. THIS ALSO APPLIES TO PROCESS RESULTS / OUTPUT / MANUFACTURING GOODS AS WELL AS TO POSSIBLE DEFECTS, DAMAGES, CONSEQUENTIAL DAMAGES, AND FURTHER-REACHING CONSEQUENCES.