

# HabasitLINK® Straight 1" Pitch Belting M2620 GripTop 1"

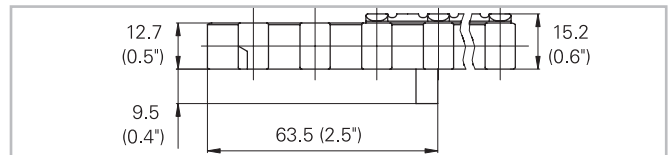
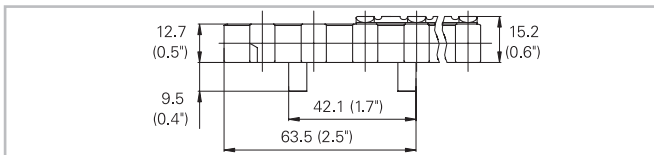
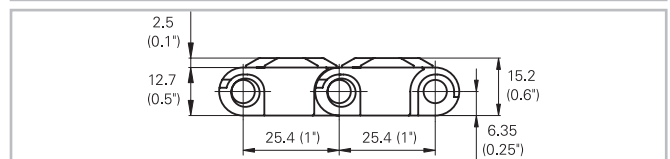



## Description

- Heavy duty belt
- High strength and stiffness
- 0% open area
- Abrasion resistant GripTop, high friction
- Closed hinge
- Rod diameter 6 mm (0.22")
- Smart Fit rod retention
- Double row solid and split sprockets

## Available pattern

- Fully covered by GripTop or in rows of any distance in multiples of 25.4 mm (1")
- With indent 43 mm (1.7") or without indent
- Tab modules with and without indent
- Code: -T1 single tab / -T2 double tab



## Belt data

Belt material		PP		POM	
GripTop material		TPE			
Rod material		PP	POM	PA	
Nominal tensile strength $F'_N$ straight run	N/m	23000	24000	33000	
	lb/ft	1575	1644	2260	
Temperature range	°C	5 - 60	5 - 60	-40 - 60	
	°F	40 - 140	40 - 140	-40 - 140	
Belt weight $m_B$	kg/m <sup>2</sup>	10.0	10.0	14.4	
	lb/sqft	2.05	2.05	2.95	

Diameter of idling rollers (minimum)		Diameter of support rollers (minimum)		Diameter for gravity take-up and center drive rollers (minimum)		Backbending radius for elevators without sideguards or hold down devices (minimum)	
mm	inch	mm	inch	mm	inch	mm	inch
40	1.6	50	2	100	4	150	6

## Standard range of belt widths $b_0$

mm (nom.)	85	170	255	340	425	510	595	680	765	850	935	1020	1105	etc.
inch (nom.)	3.35	6.69	10.04	13.39	16.73	20.08	23.43	26.77	30.12	33.46	36.81	40.16	43.50	etc.

Real belt widths are in most cases 0.1% to 0.3% smaller.

**Standard belt widths** in increments of 85 mm (3.35"). Non-standard widths are offered in increments of 17 mm (0.67"). Smallest possible width 85 mm (3.35").

**For detailed material properties** refer to the HabasitLINK® Engineering Guidelines or contact your Habasit representative.

# HabasitLINK® Straight 1" Pitch Belting M2620 GripTop 1"



**The nominal tensile strength** is valid for 23 °C (73 °F). The admissible tensile force depends on the operating temperature near the drive sprockets. Within the temperature range allowed, the admissible tensile force may vary from 100% to 20% of the nominal tensile strength. For detailed information and correct calculation of effective tensile force refer to the Calculation Guide in the HabasitLINK® Engineering Guidelines.

#### **Product liability, application considerations**

If the proper selection and application of Habasit products are not recommended by an authorized Habasit sales specialist, the selection and application of Habasit products, including the related area of product safety, are the responsibility of the customer. All indications / information are recommendations and believed to be reliable, but no representations, guarantees, or warranties of any kind are made as to their accuracy or suitability for particular applications. The data provided herein are based on laboratory work with small-scale test equipment, running at standard conditions, and do not necessarily match product performance in industrial use. New knowledge and experiences can lead to modifications and changes within a short time without prior notice.

BECAUSE CONDITIONS OF USE ARE OUTSIDE OF HABASIT'S AND ITS AFFILIATED COMPANIES CONTROL, WE CANNOT ASSUME ANY LIABILITY CONCERNING THE SUITABILITY AND PROCESS ABILITY OF THE PRODUCTS MENTIONED HEREIN. THIS ALSO APPLIES TO PROCESS RESULTS / OUTPUT / MANUFACTURING GOODS AS WELL AS TO POSSIBLE DEFECTS, DAMAGES, CONSEQUENTIAL DAMAGES, AND FURTHER-REACHING CONSEQUENCES.